



# 宿舍線上點名系統使用教學 1.2版

## Dormitory roll call online system directions v1.2

學生事務處 書院與住宿服務組 製作

Made by Residential College and Housing Service Section

請先下載亞洲大學APP

Please download the Asia University APP first.

(Search 亞洲大學 at APP store, or scan the Qrcode.)



於點名時間(23:30~00:00)在房間內執行以下步驟：

During dorm roll call time 23:30~00:00, you have to stay in your room, and follow the steps below.



App store - Apple



Google Play



進行線上點名之前請先確認手機有開放亞洲大學APP定位權限，並開啟GPS定位、藍芽及Wi-Fi。

Please confirm your mobile phone which turned on location services for Asia University APP, and enable GPS, Bluetooth and Wi-Fi before use dormitory roll call online system.

① 開啟亞洲大學APP，點選智慧服務。

① Open the Asia University APP and click Smart Services.





② 第一次使用需要先輸入校園入口帳號密碼

② Enter the campus entrance account and password.

\* account is student ID number.

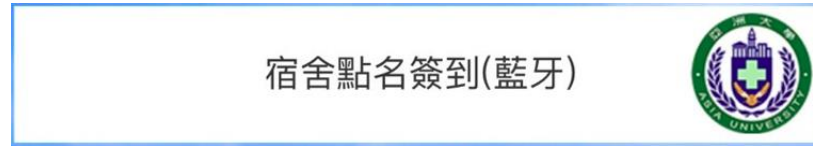
③ 點擊登入

③ Click the Enter Button.



④點選宿舍點名簽到(藍牙)。

④ Click the dorm roll call (bluetooth) button.





⑤於房間內點擊搜尋簽到點，出現左圖畫面。

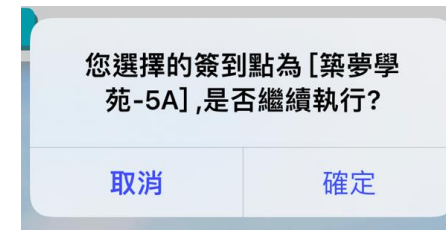
⑤ When you stay in the room. Click Find beacon button, and Check button will appear.

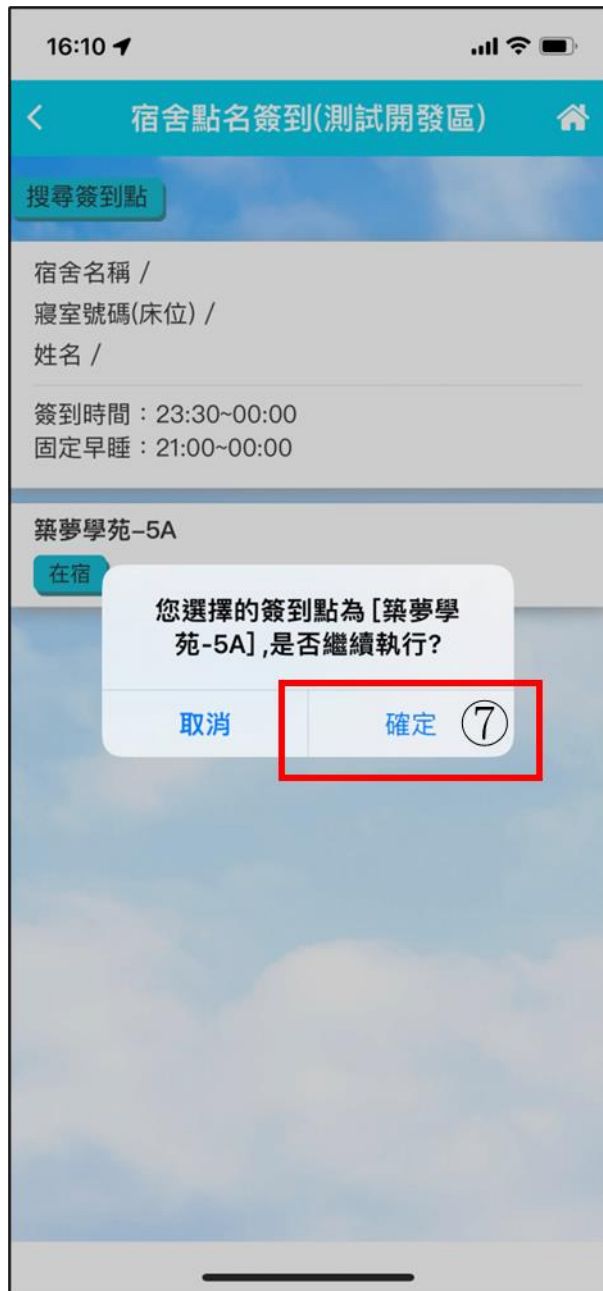
搜尋簽到點

在宿 Check

⑥點選在宿Check，出現彈跳式視窗如下圖。

⑥ Click Check button, and pop-up window will appear.





⑦點選彈跳式視窗中的確定鍵。

⑦ Click the OK button in the pop-up window.





⑧ 出現晚點名簽到成功代表點名完成。

⑧ Appear this icon **晚點名簽到成功**

means you successfully finish your dorm roll call.

若是在線上點名的過程中遇到什麼問題，  
可以掃描Qrcode填寫Google表單。

If you have any question of dormitory roll call online system, you can scan the Qrcode to fill the Google form to give feedback.

表單網址 Internet site :

<https://forms.gle/9uANjP7hoFQKjMKP8>



Google form